

POLBA MAHAVIDYALAYA

Feedback Analysis and Action Taken Report

Session– 2021-22

Type of Feedback: Students

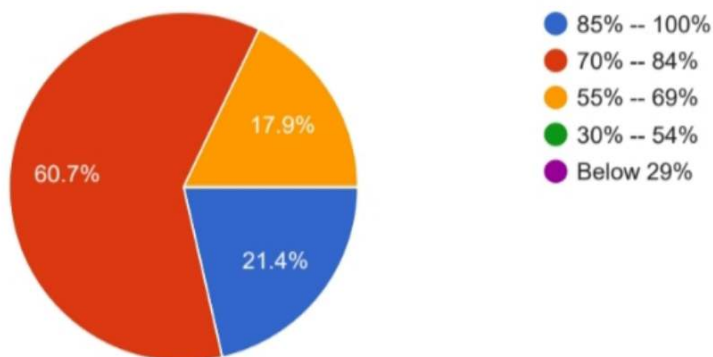
SI No.	Feedback Questions	Analysis of Feedback Received and Action Taken
1.	How much of the syllabus was covered in the class?	31.4% students said that the syllabus was covered in the class from 85% - 100%. 60.7% students said it is 70% - 80% and rest 17.9% students said it is 55%-69%.
2.	How well did the teacher prepare for the classes?	53.6% students agreed that the teachers prepared THOROUGHLY for the classes. 42.9% students were SATISFIED and rest of students marked this quality as POORLY.
3.	How well were the teachers able to communicate?	71.4% opined that the teachers are ALWAYS EFFECTIVE in their ability to Communicate. 17.9% students said that their ability to communicate is SOMETIMES EFFECTIVE. 10.7% said that the teacher ability to communicate JUST SATISFACTORILY.
4.	The teachers illustrate the concepts through examples and application.	60.7% opined that the teachers EVERYTIME illustrate the concepts through examples and applications. 28.6% said that the teacher USUALLY illustrate the concepts and 10.7% said that the teacher SOMETIMES or occasionally illustrate the concepts through examples and applications.
5.	The teachers identify your strength and encourage you with providing right level of challenges	42.9% said that the teachers FULLY identify their strength and encourages them by providing right level of challenges. 50% said that the teachers REASONABLY do so. 7.1% said that teachers are PARTIALLY identified their strength and encourage them by providing right level of challenges.
6.	Teachers are able to identify your weakness and help you to overcome them	53.6% agreed that teachers are EVERYTIME able to identify their weakness and help them to overcome. 21.4% said that USUALLY and 21.4% said SOMETIME teachers are able to identify their weakness help them to overcome. Few students said that RARELY or occasionally teachers able to identify their weakness.
7.	Teachers inform you about your expected competencies, course outcome and programme outcomes.	67.9% said that the teachers informed the students EVERYTIME about their expected competencies, course outcomes and programme outcomes. 17.9% students said that they were USUALLY informed about their expected competencies and 14.3% students said that SOMETIMES they were informed about their expected competencies, course outcomes and programme outcomes.
8	What percentages of teachers use ICT tools such as LCD projectors, multimedia etc. while teaching?	10.7% students said that ABOVE 90% of teachers use ICT tools while teaching, 42.9% students said that ABOVE 70%-89% of teachers use ICT tools, 21.4% students said that ABOVE 50%-69% or again 21.4% students said ABOVE 30%-49% teachers use ICT tools and few students said that BELOW 29% teachers use ICT tools while teaching
9.	Was the question given in your assignment. discussed in class?	50% students said that EVERYTIME the question given in their assignment discussed in their class. 35.7% students said that USUALLY the question given in their assignment discussed in their

		class. 10.7% students said that SOMETIMES they were discussed the question given in their assignment in their class and few students said RARELY the question given in their assignment discussed in their class.
10.	The institution takes active interest in promoting internship, student exchange and field visit opportunities for students	39.3% of the respondents agreed that the institution takes active interest in promoting internship, student exchange and field visit opportunities for students REGULARLY. 35.7% students said that the institution takes active interest in promoting internship, student exchange and field visit opportunities for students OFTEN. 21.4% students said that institution takes active interest in promoting internship, student exchange and field visit opportunities for students SOMETIMES and few students said that the institution takes active interest in promoting internship, student exchange and field visit opportunities for students RARELY.
11.	The teacher encourages you to participate in extracurricular activities	50% of the respondents STRONGLY AGREED that the teacher encourage them to participate in extracurricular activities. 39.3% respondents AGREED that the teacher encourages them to participate in extracurricular activities. 10.7% are NEUTRAL in this topic.
12.	Does the institute provide adequate canteen facilities?	28.6% students STRONGLY AGREED that the institution providing them adequate canteen facilities. Also 28.6% students AGREED on this matter, 25% students are NEUTRAL, few students DISAGREED on the above content and 7.1% of the students STRONGLY DISAGREED that the institution providing them adequate canteen facilities.
13.	Is there ragging in the college?	As per the diagram displayed below, no negative comments were found regarding the above-mentioned topics.
14.	IS THERE ANY Anti Ragging/ Student Grievance Redressal/ Internal Complaint Cell in the college?	67.9% of the respondents said YES there is Anti-Ragging/ Student Grievance Redressal Cell in the college. 32.1% students said NO on this matter.
15.	Does the institution provide concession fees to students?	78.6% students said YES, the institution provide concession in fees to the students. Rest 21.4% said NO the institution doesn't provide concession in fees to the students.
16.	Student centered learning resources are available in the college?	28.6% students STRONGLY AGREED on student centered learning resources are available in the college. 53.6% students AGREED on this matter, rest 17.9% students are NEUTRAL on the above content.
17.	The administration is accessible?	25% respondents STRONGLY AGREED that the administration is accessible. 46.4% students agreed, 25% students are NEUTRAL on this matter and few students DISAGREED that the administration is accessible.
18.	The administration is sincerely putting efforts for the development of the institution?	39.3% students STRONGLY AGREED that the administration is sincerely putting efforts for the development of the institution. 35.7% are AGREED and 21.4% NEUTRAL on this matter. Only few students are DISAGREED on the above content.
19.	The classes are taking places as per schedule?	21.4% students STRONGLY AGREED that the classes are taking place as per schedule. 57.1% students AGREED, 17.9% students are NEUTRAL and few students are DISAGREED.
20.	The curriculum has been updated from time to time?	42.9% students STRONGLY AGREED that the curriculum has been updated from time to time. 35.7% students AGREED and 21.4% students are NEUTRAL on this matter.
21.	The evaluation system followed by university is effective	46.4% of the respondents STRONGLY AGREED that the evaluation system followed by the university if effective. 28.6% students AGREED on this matter and rest 21.4% students are NEUTRAL and few students are DISAGREED on the above content.

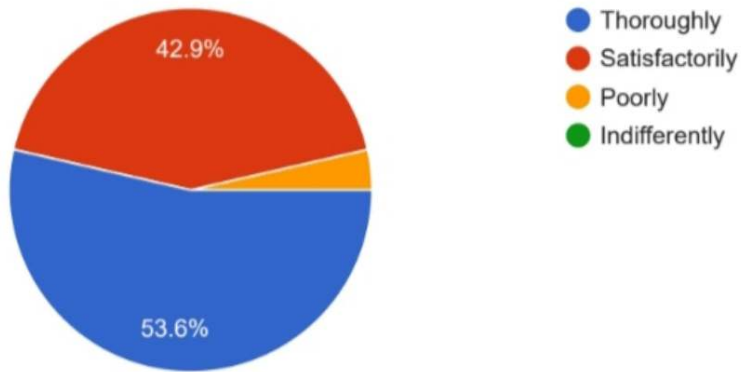
22.	The infrastructure available in the department is optimally used	32.1% students STRONGLY AGREED that the infrastructure available in the department is optimally used. 35.7% students AGREED on this matter, 28.6% are NEUTRAL and few students are DISAGREED on the above content.
23.	The IQAC is working well promoting quality in the Institute.	39.3% students STRONGLY AGREED that the IQAC is working well for promoting quality in the Institute. 42.9% students are AGREED, 14.3% are NEUTRAL and few students are DISAGREED on the above content.
24.	The labs are adequately equipped?	21.4% respondents STRONGLY AGREED that the labs are adequately equipped. 39.3% students are AGREED, 28.6% students NEUTRAL on this matter and 10.6% students are DISAGREED that the labs are adequately equipped.
25.	The library is managed effectively?	35.7% students STRONGLY AGREED that the library is managed effectively. 46.4% students are AGREED on this matter and rest 17.9% students NEUTRAL on the above content.
26.	The Teachers encourage students to participate in Seminar/Workshop/Symposia/Conferences	60.7% respondents STRONGLY AGREED that the teachers encourage them to participate in seminars/workshop/symposia/conference. 28.6% are AGREED on this matter and rest 10.7% students are NEUTRAL on the above content.
27.	Did you attend the online class conducted by the college since the onset of the Corona Pandemic?	53.6% students said they ALWAYS attend the online classes conducted by the college since the onset of the corona pandemic. 39.3% students attend MOST OF THE CLASSES and 7.1% students attend FEW CLASSES conducted by the college since the onset of the corona pandemic.

OVERALL FEEDBACK CHARTS ANALYSIS

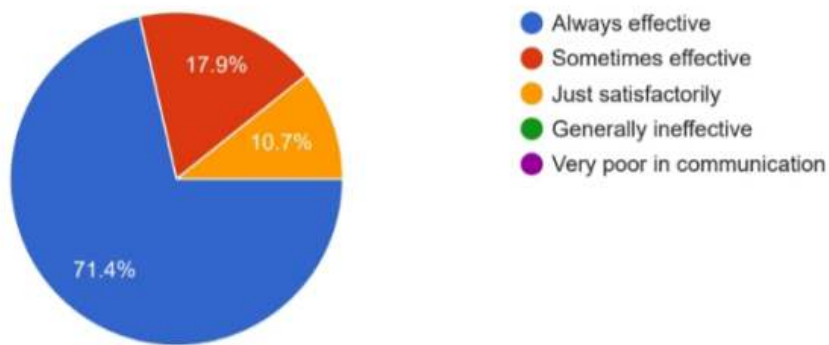
1. How much of the syllabus was covered in the class?



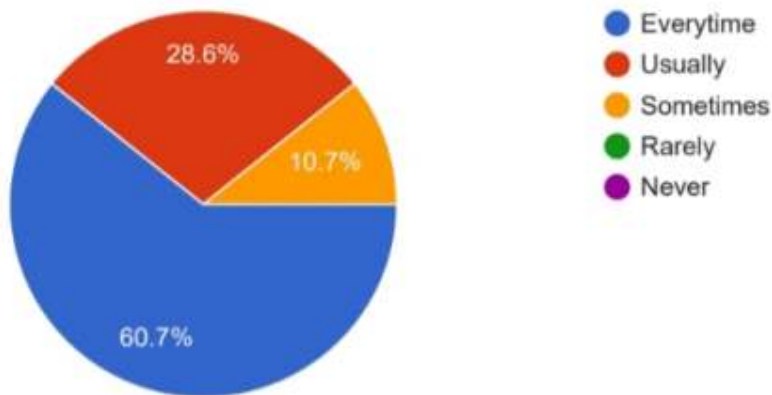
2. How well did the teacher prepare for the classes?



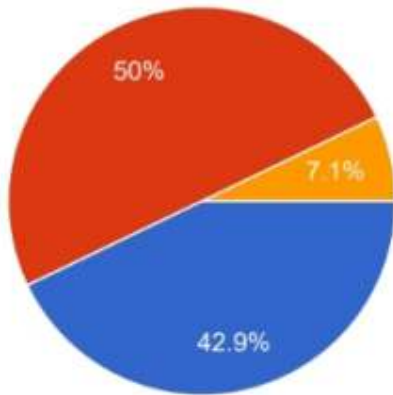
3. How well were the teachers able to communicate?



4. The teachers illustrate the concepts through examples and application.

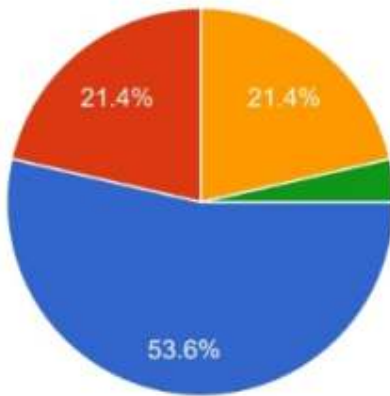


5. The teachers identify your strength and encourage you with providing right level of challenges



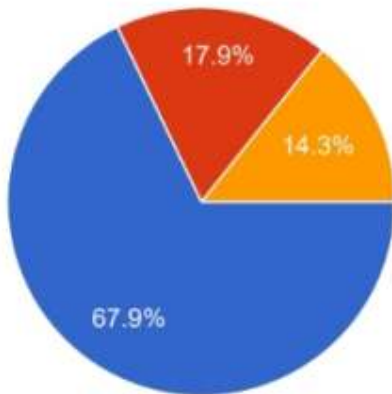
- Fully
- Reasonably
- Partially
- Slightly
- Never

6. Teachers are able to identify your weakness and help you to overcome them



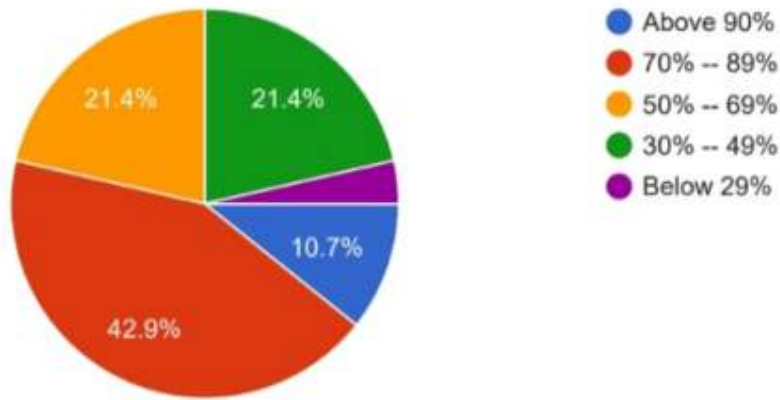
- Evertime
- Usually
- Sometimes
- Rarely
- Never

7. Teachers inform you about your expected competencies, course outcome and programme outcomes.

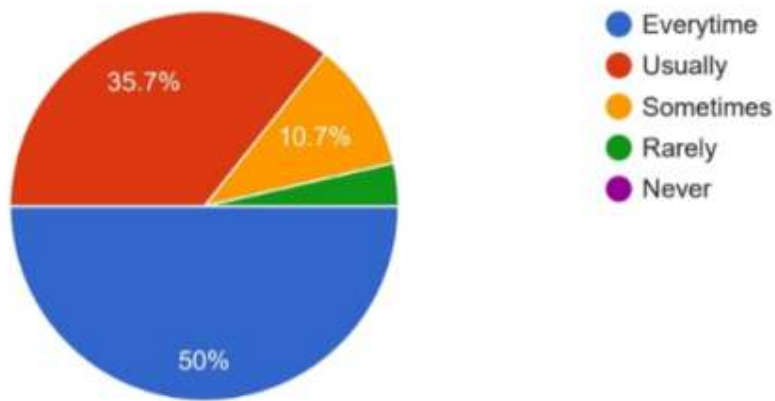


- Evertime
- Usually
- Sometimes
- Rarely
- Never

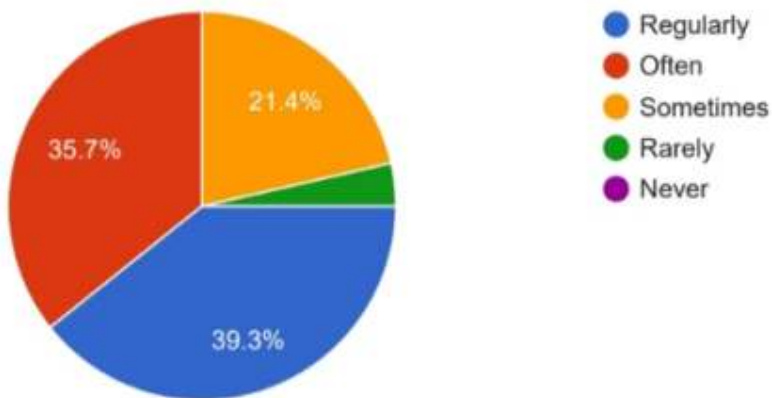
8. What percentages of teachers use ICT tools such as LCD projectors, multimedia etc. while teaching?



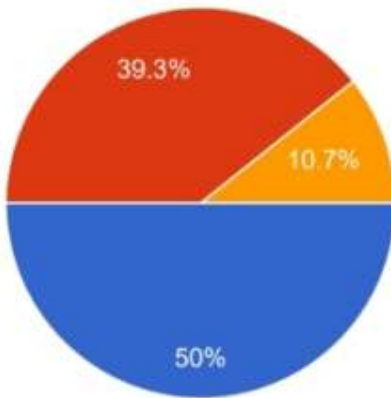
9. Was the question given in your assignment. discussed in class?



10. The institution takes active interest in promoting internship, student exchange and field visit opportunities for students

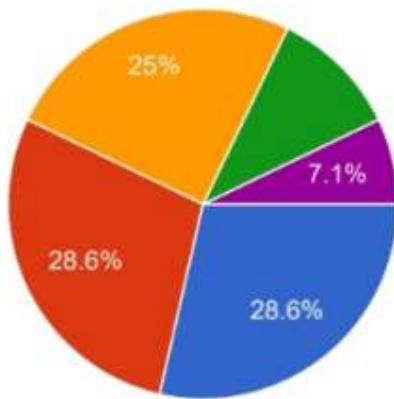


11. The teacher encourages you to participate in extra curricular activities



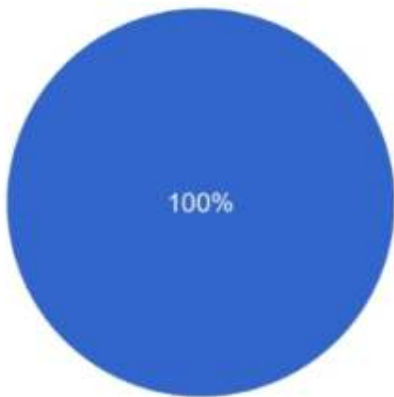
- Strongly agree
- Agree
- Neutral
- Disagree
- Strongly disagree

12. Does the institute provide adequate canteen facilities?



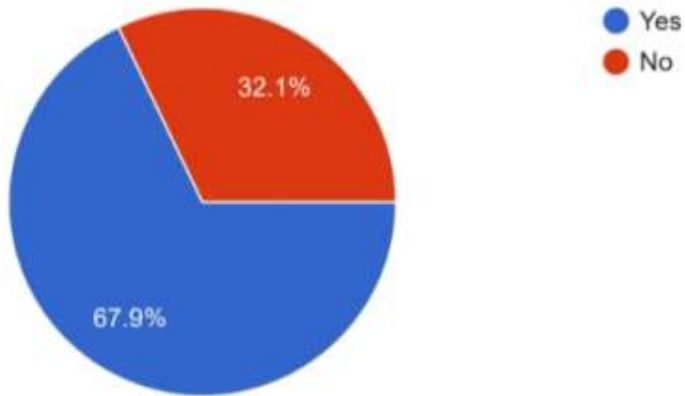
- Strongly agree
- Agree
- Neutral
- Disagree
- Strongly disagree

13. Is there ragging in the college?

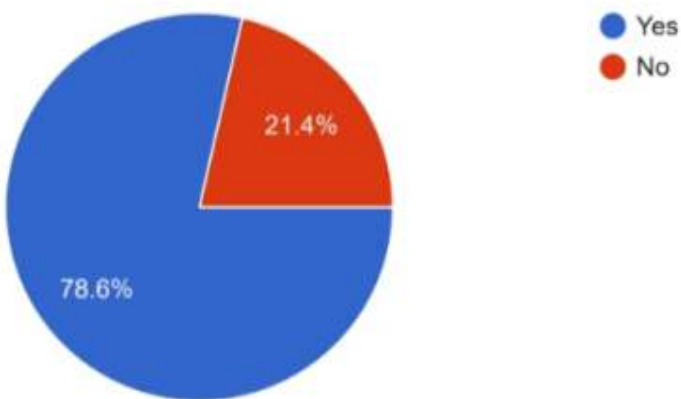


- No
- Yes

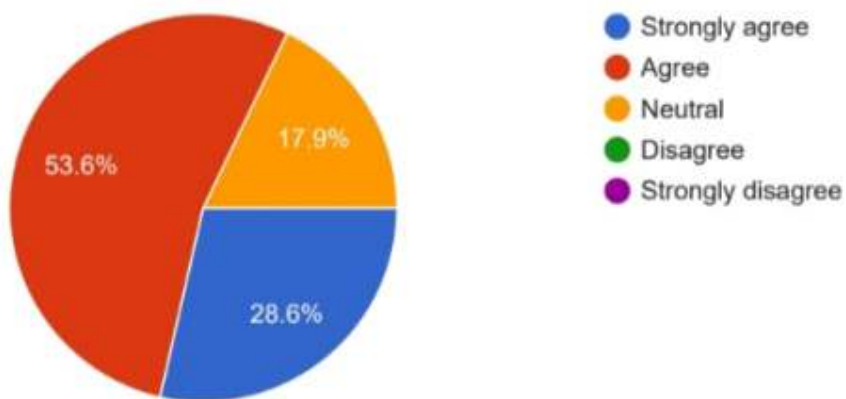
14. IS THERE ANY Anti Ragging/ Student Grievance Redressal/ Internal Complaints Cell in the college?



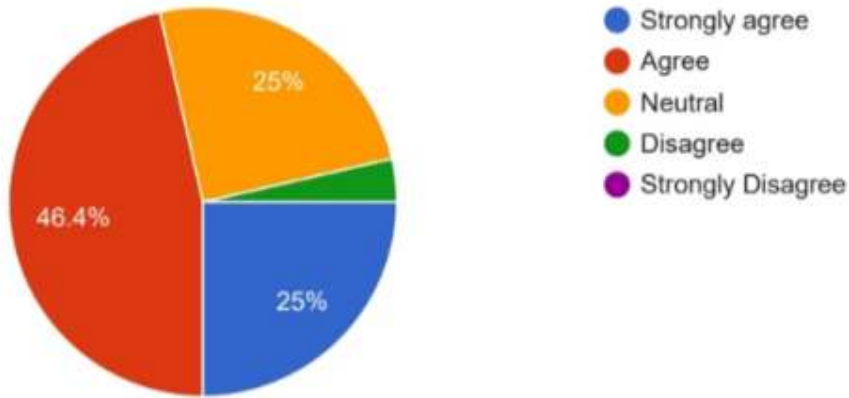
15. Does the institution provide concession fees to students?



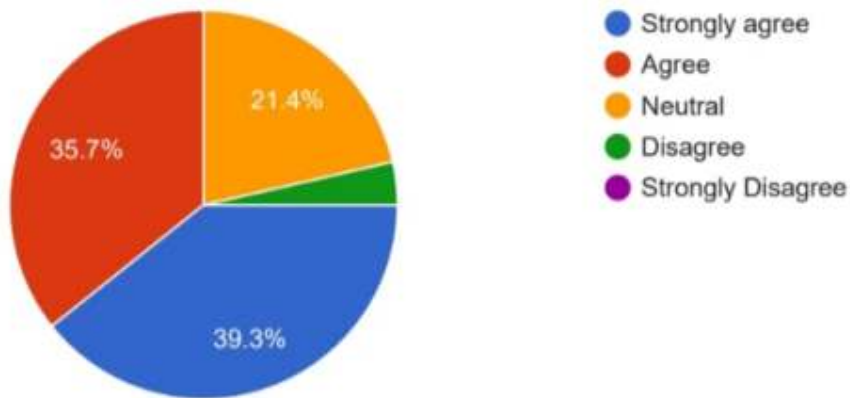
16. Student centered learning resources are available in the college?



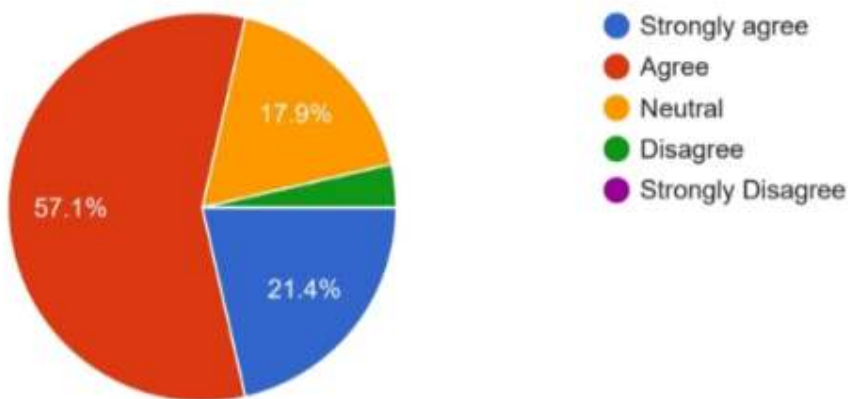
17.The administration is accessible?



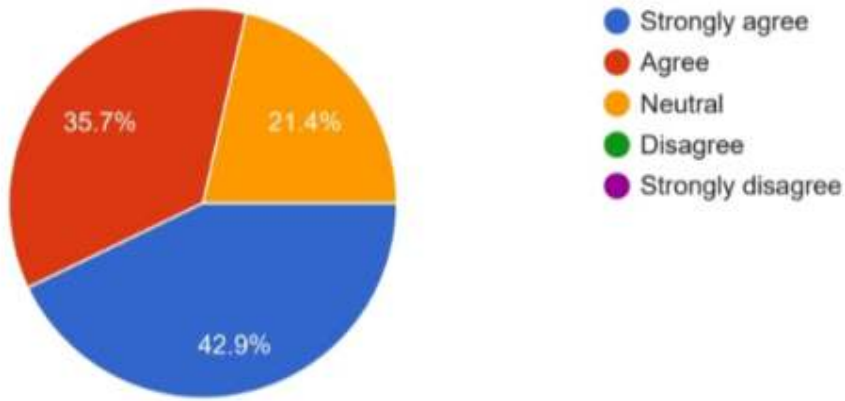
18.The administration is sincerely putting efforts for the development of the institution?



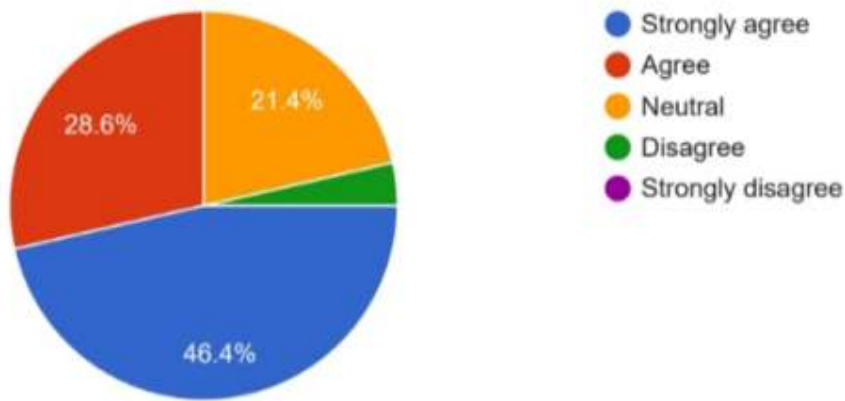
19.The class work is taking place as per schedule?



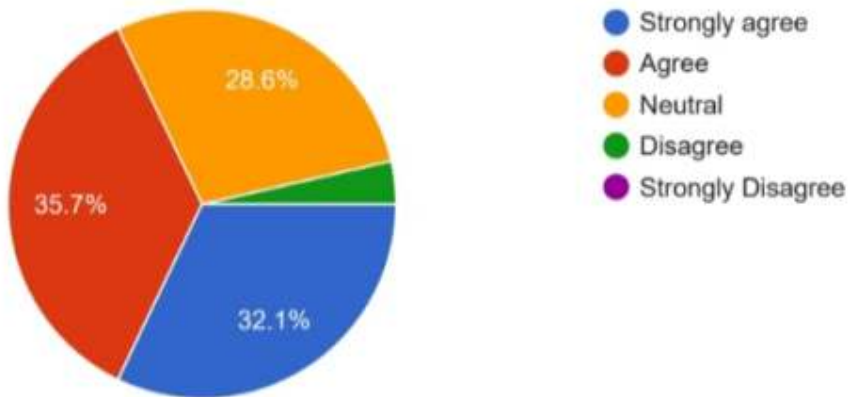
20. The curriculum has been updated from time to time?



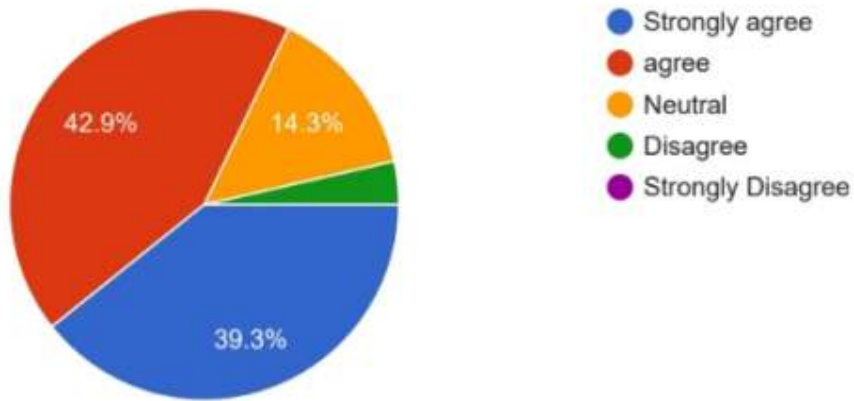
21. The evaluation system followed by the university is effective



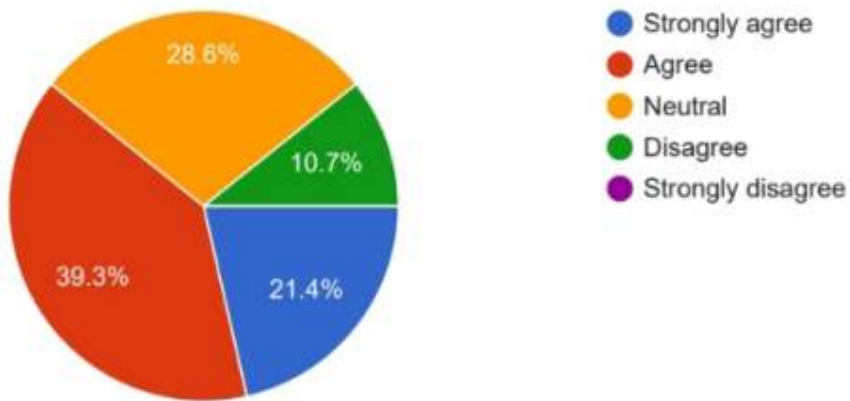
22. The infrastructure available in the department is optimally used



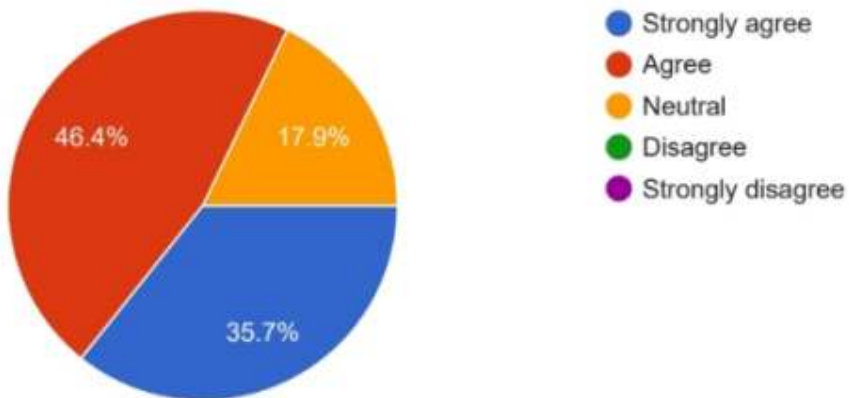
23.The IQAC is working well promoting quality in the institution



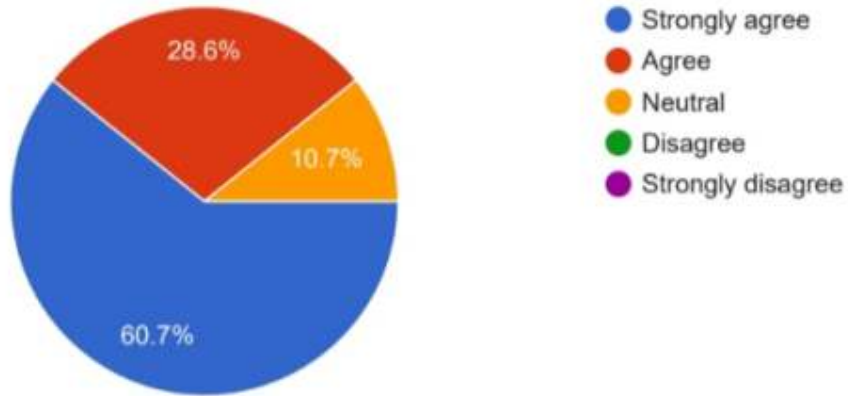
24. The labs are adequately equipped?



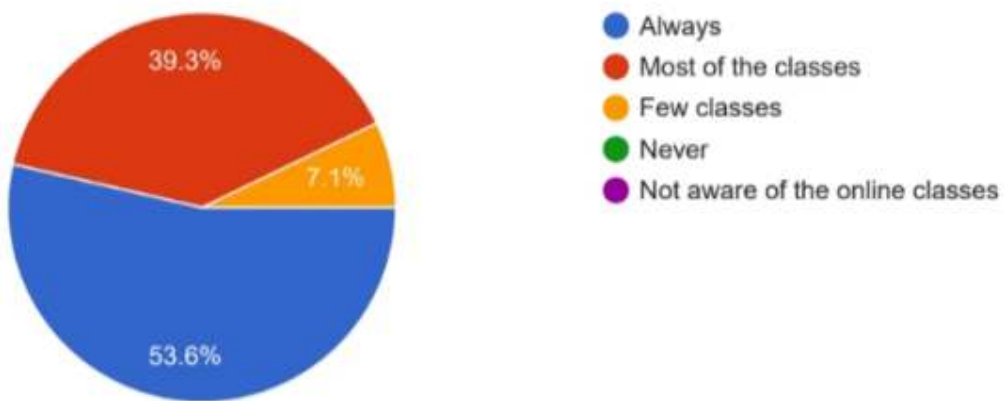
25. The library is managed effectively?



26. The Teachers encourage students to participate in Seminar/Workshop/Symposia/ Conferences



27. Did you attend the online classes conducted by the college since the onset of the Corona Pandemic?



Action Prescribed:

1. Teacher Council Secretary and Academic Sub-Committee are to take immediate steps to enhance the average syllabus coverage and usage of ICT among the teachers. It was found that the feedback received from the students in this regard were not entirely satisfactory.
2. The Student's Welfare Committee, Bursar, Head Clerk and the Purchase committee is requested to look into the affairs of a) canteen to identify and eliminate the causes of dissatisfaction and b) laboratory(s) to develop the facilities available.
3. It has been reflected in the feedback received that a section of the students is still not aware of Internal Complaints Committee/Grievance Redressal Committee or the Anti Ragging cell. The convenors of the above-mentioned committees are requested to carry out awareness activities among the students.